

2018

**Labette County Clerk's
Budget Information Sheets**

Tax Year:
2017

COUNTY CLERK'S BUDGET INFORMATION FOR THE 2018 BUDGET
CMBLT032

Date - Time:
2017/06/06 - 14:38.45

LABETTE COUNTY

County

1. Estimated Assessed Valuation Information as of July 1, 2017

	Estimated Assd Valuation	Territory Added	Property With Changed Use
Real Estate	100,128,849	0	398,656
Personal Property	3,550,234	0	0
Oil and Gas	1,754,387	0	0
State Assessed Utilities	23,849,430	0	0
Severed Minerals	66,660	0	0
Total	129,349,560	0	398,656
New Improvements	1,098,935	0	
Remodel	9,336	0	

2. Personal Property excluding Watercraft 5,304,621

3. Actual Tax Rates Levied for the 2017 Budget

Fund	Rate
Abandoned Cemetery	0.46000
General Budgeted	32.22600
Health	2.39700
Mental Health	0.97300
Mental Retardation	0.82800
Noxious Weed	0.77200
Road & Bridge	23.01000
Special Bridge	0.99900
Tort Liability	0.13000
	61.79500

4. Final Assessed Valuation from November 1, 2016 Abstract 128,408,638

5. Personal Property excluding Watercraft for 2016 5,706,692

6. Gross Earning (Intangible) Tax Estimate 0.00

7. Neighborhood Revitalization District Valuation Subject to Rebates 618,295

8. 2016 Column (2015 Tax) Delq % for General Budgeted Fund 2.86 %

9. 2016 Column (2015 Tax) Delq % for Special Assessments 76.37 %

Tax Increment Financing - TIF:

TIF Base Assessed Valuation 0

TIF Current Assessed Valuation 0



06/06/2017

Date

Deborah M. ...
Provided by

LABETTE COUNTY

Name of County

Tax Year:
2017

COUNTY CLERK'S BUDGET INFORMATION FOR THE 2018 BUDGET
CMBLT032

Date - Time:
2017/06/06 - 14:38.47

Edna/Elm Grove Cem

Cemetery

1. Estimated Assessed Valuation Information as of July 1, 2017

	Estimated Assd Valuation	Territory Added	Property With Changed Use
Real Estate	3,797,993	0	302
Personal Property	159,675	0	0
Oil and Gas	67,250	0	0
State Assessed Utilities	519,377	0	0
Severed Minerals	6,768	0	0
Total	4,551,063	0	302
New Improvements	24,400	0	
Remodel	358	0	

2. Personal Property excluding Watercraft

226,925

3. Actual Tax Rates Levied for the 2017 Budget

Fund	Rate
Edna/Elm Grove Cemetery	2.75600
	2.75600

4. Final Assessed Valuation from November 1, 2016 Abstract

4,445,829

5. Personal Property excluding Watercraft for 2016

214,098

6. Gross Earning (Intangible) Tax Estimate 0.00

7. Neighborhood Revitalization District Valuation Subject to Rebates 0

8. 2016 Column (2015 Tax) Delq % for Edna/Elm Grove Cemetery Fund 3.03 %

Tax Increment Financing - TIF:

TIF Base Assessed Valuation	0
TIF Current Assessed Valuation	0



06/06/2017
Date

[Signature]
Provided by
LABETTE COUNTY
Name of County

Tax Year:
2017

COUNTY CLERK'S BUDGET INFORMATION FOR THE 2018 BUDGET
CMBLT032

Date - Time:
2017/06/06 - 14:38.47

Mound Valley Cem
Cemetery

1. Estimated Assessed Valuation Information as of July 1, 2017

	Estimated Assd Valuation	Territory Added	Property With Changed Use
Real Estate	3,770,275	0	0
Personal Property	111,013	0	0
Oil and Gas	366,656	0	0
State Assessed Utilites	808,419	0	0
Severed Minerals	4,134	0	0
Total	5,060,497	0	0
New Improvements	26,989	0	
Remodel	317	0	

2. Personal Property excluding Watercraft 477,669

3. Actual Tax Rates Levied for the 2017 Budget

Fund	Rate
Mound Valley Cemetery	3.97400
	3.97400

4. Final Assessed Valuation from November 1, 2016 Abstract 4,700,603

5. Personal Property excluding Watercraft for 2016 425,958


6. Gross Earning (Intangible) Tax Estimate 0.00

7. Neighborhood Revitalization District Valuation Subject to Rebates 0

8. 2016 Column (2015 Tax) Delq % for Mound Valley Cemetery Fund 4.72 %

Tax Increment Financing - TIF:
 TIF Base Assessed Valuation 0
 TIF Current Assessed Valuation 0

06/06/2017
Date



Peggy Minor
Provided by
LABETTE COUNTY
Name of County

Tax Year:
2017

COUNTY CLERK'S BUDGET INFORMATION FOR THE 2018 BUDGET
CMBLT032

Date - Time:
2017/06/06 - 14:38.47

Oak Hill Cemetery
Cemetery

1. Estimated Assessed Valuation Information as of July 1, 2017

	Estimated Assd Valuation	Territory Added	Property With Changed Use
Real Estate	3,486,382	0	0
Personal Property	92,331	0	0
Oil and Gas	2,320	0	0
State Assessed Utilities	664,204	0	0
Severed Minerals	909	0	0
Total	4,246,146	0	0
New Improvements	8,706	0	
Remodel	673	0	

2. Personal Property excluding Watercraft 94,651

3. Actual Tax Rates Levied for the 2017 Budget

Fund	Rate
Oak Hill Cemetery	3.63000
	3.63000

4. Final Assessed Valuation from November 1, 2016 Abstract 4,551,630

5. Personal Property excluding Watercraft for 2016 85,738

6. Gross Earning (Intangible) Tax Estimate 0.00

7. Neighborhood Revitalization District Valuation Subject to Rebates 10,150

8. 2016 Column (2015 Tax) Delq % for Oak Hill Cemetery Fund 6.11 %

Tax Increment Financing - TIF:
TIF Base Assessed Valuation 0
TIF Current Assessed Valuation 0



06/06/2017
Date

Peggy M. ...
Provided by
LABETTE COUNTY
Name of County

Tax Year:
2017

COUNTY CLERK'S BUDGET INFORMATION FOR THE 2018 BUDGET
CMBLT032

Date - Time:
2017/06/06 - 14:38.47

Oswego Cemetery

Cemetery

1. Estimated Assessed Valuation Information as of July 1, 2017

	Estimated Assd Valuation	Territory Added	Property With Changed Use
Real Estate	7,563,225	0	168,737
Personal Property	200,036	0	0
Oil and Gas	1,928	0	0
State Assessed Utilities	2,313,046	0	0
Severed Minerals	2,898	0	0
Total	10,081,133	0	168,737
New Improvements	73,098	0	
Remodel	938	0	

2. Personal Property excluding Watercraft 201,964

3. Actual Tax Rates Levied for the 2017 Budget

Fund	Rate
Oswego Cemetery	6.04500
	6.04500

4. Final Assessed Valuation from November 1, 2016 Abstract 9,692,895

5. Personal Property excluding Watercraft for 2016 193,021

6. Gross Earning (Intangible) Tax Estimate 0.00

7. Neighborhood Revitalization District Valuation Subject to Rebates 43,553

8. 2016 Column (2015 Tax) Delq % for Oswego Cemetery Fund 3.46 %

Tax Increment Financing - TIF:

TIF Base Assessed Valuation	<u>0</u>
TIF Current Assessed Valuation	<u>0</u>

06/06/2017
Date



Jenny Miner
Provided by
LABETTE COUNTY
Name of County

Tax Year:
2017

COUNTY CLERK'S BUDGET INFORMATION FOR THE 2018 BUDGET
CMBLT032

Date - Time:
2017/06/06 - 14:38.47

Pleasant Valley Cem
Cemetery

1. Estimated Assessed Valuation Information as of July 1, 2017

	Estimated Assd Valuation	Territory Added	Property With Changed Use
Real Estate	1,191,300	0	0
Personal Property	35,443	0	0
Oil and Gas	0	0	0
State Assessed Utilities	925,160	0	0
Severed Minerals	54	0	0
Total	2,151,957	0	0
New Improvements	4,188	0	
Remodel	62	0	

2. Personal Property excluding Watercraft 35,443

3. Actual Tax Rates Levied for the 2017 Budget

Fund	Rate
Pleasant Valley Cemetery	3.19100
	<u>3.19100</u>

4. Final Assessed Valuation from November 1, 2016 Abstract 2,175,453

5. Personal Property excluding Watercraft for 2016 37,519

6. Gross Earning (Intangible) Tax Estimate 0.00

7. Neighborhood Revitalization District Valuation Subject to Rebates 0

8. 2016 Column (2015 Tax) Delq % for Pleasant Valley Cemetery Fund 0.24 %

Tax Increment Financing - TIF:

TIF Base Assessed Valuation	<u>0</u>
TIF Current Assessed Valuation	<u>0</u>

06/06/2017
Date



Rogey Minor
Provided by
LABETTE COUNTY
Name of County

Tax Year:
2017

COUNTY CLERK'S BUDGET INFORMATION FOR THE 2018 BUDGET
CMBLT032

Date - Time:
2017/06/06 - 14:38.47

Parsons City
Municipality

1. Estimated Assessed Valuation Information as of July 1, 2017

	Estimated Assd Valuation	Territory Added	Property With Changed Use
Real Estate	43,537,913	0	126,270
Personal Property	2,119,089	0	0
Oil and Gas	4,447	0	0
State Assessed Utilities	6,348,236	0	0
Severed Minerals	282	0	0
Total	52,009,967	0	126,270
New Improvements	479,990	0	
Remodel	4,509	0	

2. Personal Property excluding Watercraft 2,123,536

3. Actual Tax Rates Levied for the 2017 Budget

Fund	Rate
Parsons Employee Benefits	0.00000
Parsons General	46.19700
Parsons Industrial Prom	1.00000
Parsons Library	6.14100
Parsons Library Emp Ben	1.27900
Parsons Tort Liability	0.00000
Parsons Utility Service	0.00000
	<u>54.61700</u>

4. Final Assessed Valuation from November 1, 2016 Abstract 52,564,397

5. Personal Property excluding Watercraft for 2016 2,381,833

6. Gross Earning (Intangible) Tax Estimate 0.00

7. Neighborhood Revitalization District Valuation Subject to Rebates 654,089

8. 2016 Column (2015 Tax) Delq % for Parsons General Fund 2.64 %

9. 2016 Column (2015 Tax) Delq % for Special Assessments 91.95 %

Tax Increment Financing - TIF:

TIF Base Assessed Valuation 0

TIF Current Assessed Valuation 0

If you have any Recreation Commissions funds listed on this page, please send a copy of this page to the Recreation Commission.

06/06/2017
Date



[Signature]
Provided by
LABETTE COUNTY
Name of County

Tax Year:
2017

COUNTY CLERK'S BUDGET INFORMATION FOR THE 2018 BUDGET
CMBLT032

Date - Time:
2017/06/06 - 14:38.47

Chetopa City
Municipality

1. Estimated Assessed Valuation Information as of July 1, 2017

	Estimated Assd Valuation	Territory Added	Property With Changed Use
Real Estate	2,609,439	0	0
Personal Property	43,067	0	0
Oil and Gas	0	0	0
State Assessed Utilities	239,247	0	0
Severed Minerals	345	0	0
Total	2,892,098	0	0
New Improvements	791	0	
Remodel	602	0	

2. Personal Property excluding Watercraft 43,067

3. Actual Tax Rates Levied for the 2017 Budget

Fund	Rate
Chetopa Employee Benefits	21.08900
Chetopa Fire Equipment	0.00000
Chetopa General	35.68800
Chetopa Industrial Dev	1.51900
Chetopa Library	3.02900
Chetopa Special Liability	0.00000
	61.32500

4. Final Assessed Valuation from November 1, 2016 Abstract 3,219,660

5. Personal Property excluding Watercraft for 2016 41,289

6. Gross Earning (Intangible) Tax Estimate 0.00

7. Neighborhood Revitalization District Valuation Subject to Rebates 10,150

8. 2016 Column (2015 Tax) Delq % for Chetopa General Fund 7.62 %

9. 2016 Column (2015 Tax) Delq % for Special Assessments 80.39 %

Tax Increment Financing - TIF:
TIF Base Assessed Valuation 0
TIF Current Assessed Valuation 0

If you have any Recreation Commissions funds listed on this page, please send a copy of this page to the Recreation Commission.

06/06/2017
Date



[Signature]
Provided by
LABETTE COUNTY
Name of County

Tax Year:
2017

COUNTY CLERK'S BUDGET INFORMATION FOR THE 2018 BUDGET
CMBLT032

Date - Time:
2017/06/08 - 14:38.47

Oswego City

Municipality

1. Estimated Assessed Valuation Information as of July 1, 2017

	Estimated Assd Valuation	Territory Added	Property With Changed Use
Real Estate	5,741,459	0	167,194
Personal Property	146,612	0	0
Oil and Gas	0	0	0
State Assessed Utilities	1,082,833	0	0
Severed Minerals	27	0	0
Total	6,970,931	0	167,194
New Improvements	35,233	0	
Remodel	811	0	

2. Personal Property excluding Watercraft 146,612

3. Actual Tax Rates Levied for the 2017 Budget

Fund	Rate
Oswego Airport	1.25000
Oswego Employee Benefits	24.12700
Oswego General	47.04600
Oswego Library	3.09100
	<u>75.51400</u>

4. Final Assessed Valuation from November 1, 2016 Abstract 6,622,743

5. Personal Property excluding Watercraft for 2016 141,767

6. Gross Earning (Intangible) Tax Estimate 0.00

7. Neighborhood Revitalization District Valuation Subject to Rebates 43,553

8. 2016 Column (2015 Tax) Delq % for Oswego General Fund 4.44 %

9. 2016 Column (2015 Tax) Delq % for Special Assessments 93.70 %


Tax Increment Financing - TIF:

TIF Base Assessed Valuation 0

TIF Current Assessed Valuation 0

If you have any Recreation Commissions funds listed on this page, please send a copy of this page to the Recreation Commission.

06/06/2017
Date



Raymond [Signature]
Provided by
LABETTE COUNTY
Name of County

Tax Year:
2017

COUNTY CLERK'S BUDGET INFORMATION FOR THE 2018 BUDGET
CMBLT032

Date - Time:
2017/06/06 - 14:38.47

Altamont City

Municipality

1. Estimated Assessed Valuation Information as of July 1, 2017

	Estimated Assd Valuation	Territory Added	Property With Changed Use
Real Estate	3,785,711	0	4,876
Personal Property	49,393	0	0
Oil and Gas	495	0	0
State Assessed Utilities	81,302	0	0
Severed Minerals	0	0	0
Total	3,916,901	0	4,876
New Improvements	45,812	0	
Remodel	448	0	

2. Personal Property excluding Watercraft 49,888

3. Actual Tax Rates Levied for the 2017 Budget

Fund	Rate
Altamont Fire Building	3.96100
Altamont General	34.57900
Altamont Library	4.28500
Altamont Recreation	1.00000
Altamont Utility Service	7.24900
	51.07400

4. Final Assessed Valuation from November 1, 2016 Abstract 3,908,771

5. Personal Property excluding Watercraft for 2016 47,505

6. Gross Earning (Intangible) Tax Estimate 0.00

7. Neighborhood Revitalization District Valuation Subject to Rebates 0

8. 2016 Column (2015 Tax) Delq % for Altamont General Fund 1.63 %

9. 2016 Column (2015 Tax) Delq % for Special Assessments 72.73 %

Tax Increment Financing - TIF:

TIF Base Assessed Valuation 0

TIF Current Assessed Valuation 0

If you have any Recreation Commissions funds listed on this page, please send a copy of this page to the Recreation Commission.

06/06/2017
Date



Peggy Minor
Provided by
LABETTE COUNTY
Name of County

Altamont Annex

Municipality

1. Estimated Assessed Valuation Information as of July 1, 2017

	Estimated Assd Valuation	Territory Added	Property With Changed Use
Real Estate	1,821	0	0
Personal Property	75	0	0
Oil and Gas	0	0	0
State Assessed Utilities	476,987	0	0
Severed Minerals	0	0	0
Total	478,883	0	0
New Improvements	9,868	0	
Remodel	1	0	

2. Personal Property excluding Watercraft 75

3. Actual Tax Rates Levied for the 2017 Budget

Fund	Rate
Altamont Anx General	34.57900
Altamont Anx Library	4.28500
Altamont Anx Recreation	1.00000
Altamont Anx Utility Serv	7.24900
Altamont Fire Building	3.96100
	51.07400

4. Final Assessed Valuation from November 1, 2016 Abstract 332,243

5. Personal Property excluding Watercraft for 2016 75

6. Gross Earning (Intangible) Tax Estimate 0.00

7. Neighborhood Revitalization District Valuation Subject to Rebates 0

8. 2016 Column (2015 Tax) Delq % for Altamont Anx General Fund 0.00 %

9. 2016 Column (2015 Tax) Delq % for Special Assessments 0.00 %

Tax Increment Financing - TIF:

TIF Base Assessed Valuation 0

TIF Current Assessed Valuation 0



If you have any Recreation Commissions funds listed on this page, please send a copy of this page to the Recreation Commission.

06/06/2017
Date

Jaggy Minor
Provided by
LABETTE COUNTY
Name of County

Bartlett City
Municipality

1. Estimated Assessed Valuation Information as of July 1, 2017

	Estimated Assd Valuation	Territory Added	Property With Changed Use
Real Estate	396,714	0	0
Personal Property	24,552	0	0
Oil and Gas	0	0	0
State Assessed Utilities	81,040	0	0
Severed Minerals	0	0	0
Total	502,306	0	0
New Improvements	140	0	
Remodel	50	0	

2. Personal Property excluding Watercraft 24,552

3. Actual Tax Rates Levied for the 2017 Budget

Fund	Rate
Bartlett Bond and Int	0.00000
Bartlett General	53.58600
	53.58600

4. Final Assessed Valuation from November 1, 2016 Abstract 443,271

5. Personal Property excluding Watercraft for 2016 23,062

6. Gross Earning (Intangible) Tax Estimate 0.00

7. Neighborhood Revitalization District Valuation Subject to Rebates 0

8. 2016 Column (2015 Tax) Delq % for Bartlett General Fund 0.69 %

9. 2016 Column (2015 Tax) Delq % for Special Assessments 0.00 %

Tax Increment Financing - TIF:

TIF Base Assessed Valuation 0

TIF Current Assessed Valuation 0

If you have any Recreation Commissions funds listed on this page, please send a copy of this page to the Recreation Commission.

06/06/2017
Date



Daggy Minor
Provided by
LABETTE COUNTY
Name of County

Tax Year:
2017

COUNTY CLERK'S BUDGET INFORMATION FOR THE 2018 BUDGET
CMBLT032

Date - Time:
2017/06/06 - 14:38.47

Edna City
Municipality

1. Estimated Assessed Valuation Information as of July 1, 2017

	Estimated Assd Valuation	Territory Added	Property With Changed Use
Real Estate	1,117,328	0	0
Personal Property	42,564	0	0
Oil and Gas	0	0	0
State Assessed Utilities	189,687	0	0
Severed Minerals	0	0	0
Total	1,349,579	0	0
New Improvements	4,642	0	
Remodel	204	0	

2. Personal Property excluding Watercraft 42,564

3. Actual Tax Rates Levied for the 2017 Budget

Fund	Rate
Edna Bond and Interest	7.46700
Edna Employee Benefits	6.67100
Edna General	61.03300
Edna Library	3.55000
	78.72100

4. Final Assessed Valuation from November 1, 2016 Abstract 1,317,580

5. Personal Property excluding Watercraft for 2016 31,512

6. Gross Earning (Intangible) Tax Estimate 0.00

7. Neighborhood Revitalization District Valuation Subject to Rebates 0

8. 2016 Column (2015 Tax) Delq % for Edna General Fund 3.67 %

9. 2016 Column (2015 Tax) Delq % for Special Assessments 100.00 %

Tax Increment Financing - TIF:
TIF Base Assessed Valuation 0
TIF Current Assessed Valuation 0

If you have any Recreation Commissions funds listed on this page, please send a copy of this page to the Recreation Commission.

06/06/2017
Date



Roggy Minor
Provided by

LABETTE COUNTY
Name of County

Tax Year:
2017

COUNTY CLERK'S BUDGET INFORMATION FOR THE 2018 BUDGET
CMBLT032

Date - Time:
2017/06/06 - 14:38.47

Labette City
Municipality

1. Estimated Assessed Valuation Information as of July 1, 2017

	Estimated Assd Valuation	Territory Added	Property With Changed Use
Real Estate	118,365	0	20
Personal Property	744	0	0
Oil and Gas	0	0	0
State Assessed Utilities	113,941	0	0
Severed Minerals	0	0	0
Total	233,050	0	20
New Improvements	300	0	
Remodel	29	0	

2. Personal Property excluding Watercraft 744

3. Actual Tax Rates Levied for the 2017 Budget

Fund	Rate
Labette General	6.83600
	6.83600

4. Final Assessed Valuation from November 1, 2016 Abstract 234,196

5. Personal Property excluding Watercraft for 2016 910

6. Gross Earning (Intangible) Tax Estimate 0.00

7. Neighborhood Revitalization District Valuation Subject to Rebates 0

8. 2016 Column (2015 Tax) Delq % for Labette General Fund 6.51 %

9. 2016 Column (2015 Tax) Delq % for Special Assessments 0.00 %

Tax Increment Financing - TIF:

TIF Base Assessed Valuation	<u>0</u>
TIF Current Assessed Valuation	<u>0</u>

If you have any Recreation Commissions funds listed on this page, please send a copy of this page to the Recreation Commission.

06/06/2017
Date



[Signature]
Provided by
LABETTE COUNTY
Name of County

Tax Year:
2017

COUNTY CLERK'S BUDGET INFORMATION FOR THE 2018 BUDGET
CMBLT032

Date - Time:
2017/06/06 - 14:38.47

Mound Valley City

Municipality

1. Estimated Assessed Valuation Information as of July 1, 2017

	Estimated Assd Valuation	Territory Added	Property With Changed Use
Real Estate	976,969	0	0
Personal Property	28,494	0	0
Oil and Gas	0	0	0
State Assessed Utilities	206,313	0	0
Severed Minerals	54	0	0
Total	1,211,830	0	0
New Improvements	6,352	0	
Remodel	170	0	

2. Personal Property excluding Watercraft 28,494

3. Actual Tax Rates Levied for the 2017 Budget

Fund	Rate
Mound Valley General	67.47600
	<u>67.47600</u>

4. Final Assessed Valuation from November 1, 2016 Abstract 1,085,117

5. Personal Property excluding Watercraft for 2016 33,859

6. Gross Earning (Intangible) Tax Estimate 0.00

7. Neighborhood Revitalization District Valuation Subject to Rebates 0

8. 2016 Column (2015 Tax) Delq % for Mound Valley General Fund 7.79 %

9. 2016 Column (2015 Tax) Delq % for Special Assessments 0.00 %


Tax Increment Financing - TIF:

TIF Base Assessed Valuation 0

TIF Current Assessed Valuation 0

If you have any Recreation Commissions funds listed on this page, please send a copy of this page to the Recreation Commission.

06/06/2017
Date



[Signature]
Provided by
LABETTE COUNTY
Name of County

Tax Year:
2017

COUNTY CLERK'S BUDGET INFORMATION FOR THE 2018 BUDGET
CMBLT032

Date - Time:
2017/06/06 - 14:38.47

Wildcat Extension District #14

Extension District

1. Estimated Assessed Valuation Information as of July 1, 2017

	Estimated Assd Valuation	Territory Added	Property With Changed Use
Real Estate	100,128,849	0	398,656
Personal Property	3,550,234	0	0
Oil and Gas	1,754,367	0	0
State Assessed Utilities	23,849,430	0	0
Severed Minerals	66,660	0	0
Total	129,349,560	0	398,656
New Improvements	1,098,935	0	
Remodel	9,336	0	

2. Personal Property excluding Watercraft 5,304,621

3. Actual Tax Rates Levied for the 2017 Budget

Fund	Rate
Wildcat Extension District #14	1.33900
	1.33900

4. Final Assessed Valuation from November 1, 2016 Abstract 128,408,638

5. Personal Property excluding Watercraft for 2016 5,706,692

6. Gross Earning (Intangible) Tax Estimate 0.00

7. Neighborhood Revitalization District Valuation Subject to Rebates 0

8. 2016 Column (2015 Tax) Delq % for Wildcat Extension District #14 Fund 2.86 %

Tax Increment Financing - TIF:

TIF Base Assessed Valuation 0

TIF Current Assessed Valuation 0



06/06/2017
Date

Jay M. ...

 Provided by
 LABETTE COUNTY
 Name of County

Tax Year:
2017

COUNTY CLERK'S BUDGET INFORMATION FOR THE 2018 BUDGET
CMBLT032

Date - Time:
2017/06/06 - 14:38.47

Fire District LB 9

Fire District

1. Estimated Assessed Valuation Information as of July 1, 2017

	Estimated Assd Valuation	Territory Added	Property With Changed Use
Real Estate	4,629,840	0	8,322
Personal Property	134,848	0	0
Oil and Gas	135,769	0	0
State Assessed Utilities	1,023,083	0	0
Severed Minerals	2,901	0	0
Total	5,926,441	0	8,322
New Improvements	36,377	0	
Remodel	322	0	

2. Personal Property excluding Watercraft 270,617

3. Actual Tax Rates Levied for the 2017 Budget

Fund	Rate
Labette 9 Fire	3.57900
	3.57900

4. Final Assessed Valuation from November 1, 2016 Abstract 6,021,140

5. Personal Property excluding Watercraft for 2016 295,081

6. Gross Earning (Intangible) Tax Estimate 0.00

7. Neighborhood Revitalization District Valuation Subject to Rebates 0

8. 2016 Column (2015 Tax) Delq % for Labette 9 Fire Fund 4.08 %

Tax Increment Financing - TIF:

TIF Base Assessed Valuation	<u>0</u>
TIF Current Assessed Valuation	<u>0</u>

06/06/2017
Date



[Signature]
Provided by
LABETTE COUNTY
Name of County

Tax Year:
2017

COUNTY CLERK'S BUDGET INFORMATION FOR THE 2018 BUDGET
CMBLT032

Date - Time:
2017/06/06 - 14:38.47

SEK R Library

Library

1. Estimated Assessed Valuation Information as of July 1, 2017

	Estimated Assd Valuation	Territory Added	Property With Changed Use
Real Estate	42,358,209	0	122,990
Personal Property	1,120,940	0	0
Oil and Gas	1,749,445	0	0
State Assessed Utilities	15,224,825	0	0
Severed Minerals	65,952	0	0
Total	60,519,371	0	122,990
New Improvements	516,247	0	
Remodel	2,591	0	

2. Personal Property excluding Watercraft 2,870,385

3. Actual Tax Rates Levied for the 2017 Budget

Fund	Rate
SEK Library Employee Ben	0.08800
SEK Library General	1.33100
	<u>1.41900</u>

4. Final Assessed Valuation from November 1, 2016 Abstract 59,358,127

5. Personal Property excluding Watercraft for 2016 3,028,852

6. Gross Earning (Intangible) Tax Estimate 0.00

7. Neighborhood Revitalization District Valuation Subject to Rebates 0


8. 2016 Column (2015 Tax) Delq % for SEK Library General Fund 2.62 %

Tax Increment Financing - TIF:

TIF Base Assessed Valuation 0

TIF Current Assessed Valuation 0

06/06/2017
Date



Peggy Minor
(Provided by
LABETTE COUNTY
Name of County

Tax Year:
2017

COUNTY CLERK'S BUDGET INFORMATION FOR THE 2018 BUDGET
CMBLT032

Date - Time:
2017/06/06 - 14:38.47

Neosho Drainage Dist

Other

1. Estimated Assessed Valuation Information as of July 1, 2017

	Estimated Assd Valuation	Territory Added	Property With Changed Use
Real Estate	120,339	0	0
Personal Property	0	0	0
Oil and Gas	0	0	0
State Assessed Utilities	21,019	0	0
Severed Minerals	0	0	0
Total	141,358	0	0
New Improvements	0	0	
Remodel	1	0	

2. Personal Property excluding Watercraft 0

3. Actual Tax Rates Levied for the 2017 Budget

Fund	Rate
Neosho Drainage Dist	97.95700
	97.95700

4. Final Assessed Valuation from November 1, 2016 Abstract 130,425

5. Personal Property excluding Watercraft for 2016 0

6. Gross Earning (Intangible) Tax Estimate 0.00

7. Neighborhood Revitalization District Valuation Subject to Rebates 0


8. 2016 Column (2015 Tax) Delq % for Neosho Drainage Dist Fund 0.00 %

Tax Increment Financing - TIF:

TIF Base Assessed Valuation 0

TIF Current Assessed Valuation 0

06/06/2017
Date



Daggy Minor

Provided by
LABETTE COUNTY
Name of County

Tax Year:
2017

COUNTY CLERK'S BUDGET INFORMATION FOR THE 2018 BUDGET
CMBLT032

Date - Time:
2017/06/06 - 14:38.47

Labette CC General

Other

1. Estimated Assessed Valuation Information as of July 1, 2017

	Estimated Assd Valuation	Territory Added	Property With Changed Use
Real Estate	100,128,849	0	398,656
Personal Property	3,550,234	0	0
Oil and Gas	1,754,387	0	0
State Assessed Utilities	23,849,430	0	0
Severed Minerals	66,660	0	0
Total	129,349,560	0	398,656
New Improvements	1,098,935	0	
Remodel	9,336	0	

2. Personal Property excluding Watercraft 5,304,621

3. Actual Tax Rates Levied for the 2017 Budget

Fund	Rate
Labette CC Adult Ed	0.40000
Labette CC General	35.01100
	<u>35.41100</u>

4. Final Assessed Valuation from November 1, 2016 Abstract 128,408,638

5. Personal Property excluding Watercraft for 2016 5,706,692

6. Gross Earning (Intangible) Tax Estimate 0.00

7. Neighborhood Revitalization District Valuation Subject to Rebates 618,295

8. 2016 Column (2015 Tax) Delq % for Labette CC General Fund 2.86 %

Tax Increment Financing - TIF:

TIF Base Assessed Valuation	<u>0</u>
TIF Current Assessed Valuation	<u>0</u>

06/06/2017
Date



Rogay Minor
Provided by
LABETTE COUNTY
Name of County

Tax Year:
2017

COUNTY CLERK'S BUDGET INFORMATION FOR THE 2018 BUDGET
CMBLT032

Date - Time:
2017/06/06 - 14:38.47

LB/HA Watershed

Other

1. Estimated Assessed Valuation Information as of July 1, 2017

	Estimated Assd Valuation	Territory Added	Property With Changed Use
Real Estate	22,441,063	0	102,485
Personal Property	617,285	0	0
Oil and Gas	333,588	0	0
State Assessed Utilities	7,251,236	0	0
Severed Minerals	15,522	0	0
Total	30,658,694	0	102,485
New Improvements	299,272	0	
Remodel	1,305	0	

2. Personal Property excluding Watercraft 950,873

3. Actual Tax Rates Levied for the 2017 Budget

Fund	Rate
LB/HA Watershed	2.96800
	2.96800

4. Final Assessed Valuation from November 1, 2016 Abstract 30,504,432

5. Personal Property excluding Watercraft for 2016 1,110,426

6. Gross Earning (Intangible) Tax Estimate 0.00


7. Neighborhood Revitalization District Valuation Subject to Rebates 0

8. 2016 Column (2015 Tax) Delq % for LB/HA Watershed Fund 1.91 %

Tax Increment Financing - TIF:

TIF Base Assessed Valuation	<u>0</u>
TIF Current Assessed Valuation	<u>0</u>

06/06/2017
Date



[Signature]
Provided by
LABETTE COUNTY
Name of County

USD 247
 School District

1. Estimated Assessed Valuation Information as of July 1, 2017

	Estimated Assd Valuation	School Exemption	USD General Fund
Real Estate	88,124	3,533	84,591
Personal Property	0	0	0
Oil and Gas	10,126	0	10,126
State Assessed Utilities	26,187	0	26,187
Severed Minerals	240	0	240
Total	124,677	3,533	121,144
New Improvements	0	0	
Remodel	2	0	

2. Personal Property excluding Watercraft 10,126

3. Actual Tax Rates Levied for the 2017 Budget

Fund	Rate
USD 247 Capital Outlay	8.00000
USD 247 General	20.00000
USD 247 General Splm	21.92100
	49.92100

4. Final Assessed Valuation from November 1, 2016 Abstract 127,423

5. Personal Property excluding Watercraft for 2016 6,278

6. Gross Earning (Intangible) Tax Estimate 0.00

7. Neighborhood Revitalization District Valuation Subject to Rebates 0

8. 2016 Column (2015 Tax) Delq % for USD 247 General Splm Fund 1.57 %

Tax Increment Financing - TIF:
 TIF Base Assessed Valuation 0
 TIF Current Assessed Valuation 0

If you have any Recreation Commissions funds listed on this page, please send a copy of this page to the Recreation Commission.

06/06/2017
 Date



[Signature]
 Provided by
 LABETTE COUNTY
 Name of County

Tax Year:
2017

COUNTY CLERK'S BUDGET INFORMATION FOR THE 2018 BUDGET
CMBLT032

Date - Time:
2017/06/06 - 14:38.47

USD 447

School District

1. Estimated Assessed Valuation Information as of July 1, 2017

	Estimated Assd Valuation	School Exemption	USD General Fund
Real Estate	25,838	4,600	21,238
Personal Property	0	0	0
Oil and Gas	0	0	0
State Assessed Utilities	2,218	0	2,218
Severed Minerals	0	0	0
Total	28,056	4,600	23,456
New Improvements	0	0	
Remodel	2	0	

2. Personal Property excluding Watercraft 0

3. Actual Tax Rates Levied for the 2017 Budget

Fund	Rate
USD 447 Bond & Interest	0.00000
USD 447 Capital Outlay	4.48800
USD 447 General	20.00000
USD 447 General Splm	16.10100
USD 447 Recreation	2.99200
	43.58100

4. Final Assessed Valuation from November 1, 2016 Abstract 28,306

5. Personal Property excluding Watercraft for 2016 0

6. Gross Earning (Intangible) Tax Estimate 0.00

7. Neighborhood Revitalization District Valuation Subject to Rebates 0

8. 2016 Column (2015 Tax) Delq % for USD 447 General Fund 0.00 %

Tax Increment Financing - TIF:

TIF Base Assessed Valuation 0

TIF Current Assessed Valuation 0

If you have any Recreation Commissions funds listed on this page, please send a copy of this page to the Recreation Commission.

06/06/2017
Date



Peggy Minor
Provided by

LABETTE COUNTY
Name of County

Tax Year:
2017

COUNTY CLERK'S BUDGET INFORMATION FOR THE 2018 BUDGET
CMBLT032

Date - Time:
2017/06/06 - 14:38.47

USD 503

School District

1. Estimated Assessed Valuation Information as of July 1, 2017

	Estimated Assd Valuation	School Exemption	USD General Fund
Real Estate	43,057,108	8,753,121	34,303,987
Personal Property	1,647,876	19,036	1,628,840
Oil and Gas	13,663	0	13,663
State Assessed Utilities	9,140,573	0	9,140,573
Severed Minerals	5,490	0	5,490
Total	53,864,710	8,772,157	45,092,553
New Improvements	563,879	0	
Remodel	4,389	0	

2. Personal Property excluding Watercraft 1,661,539

3. Actual Tax Rates Levied for the 2017 Budget

Fund	Rate
USD 503 Bond & Interest	13.04000
USD 503 Capital Outlay	4.00400
USD 503 General	20.00000
USD 503 Recreation	4.00000
USD 503 Recreation Ben	1.00000
USD 503 Supplemental Gen	15.91700
	57.96100

4. Final Assessed Valuation from November 1, 2016 Abstract 53,904,696

5. Personal Property excluding Watercraft for 2016 1,806,588

6. Gross Earning (Intangible) Tax Estimate 0.00

7. Neighborhood Revitalization District Valuation Subject to Rebates 552,573

8. 2016 Column (2015 Tax) Delq % for USD 503 General Fund 2.59 %

Tax Increment Financing - TIF:
TIF Base Assessed Valuation 0
TIF Current Assessed Valuation 0

If you have any Recreation Commissions funds listed on this page, please send a copy of this page to the Recreation Commission.

06/06/2017
Date



[Signature]
Provided by
LABETTE COUNTY
Name of County

USD 504

School District

1. Estimated Assessed Valuation Information as of July 1, 2017

	Estimated Assd Valuation	School Exemption	USD General Fund
Real Estate	8,213,454	1,934,680	6,278,774
Personal Property	197,146	11,159	185,987
Oil and Gas	4,113	0	4,113
State Assessed Utilities	4,097,340	0	4,097,340
Severed Minerals	1,197	0	1,197
Total	12,513,250	1,945,839	10,567,411
New Improvements	87,668	0	
Remodel	982	0	

2. Personal Property excluding Watercraft 201,259

3. Actual Tax Rates Levied for the 2017 Budget

Fund	Rate
USD 504 Bond & Interest	5.91300
USD 504 Capital Outlay	7.99600
USD 504 General	20.00000
USD 504 General Splm	17.03900
USD 504 Recreation	1.99900
	52.94700

4. Final Assessed Valuation from November 1, 2016 Abstract 12,083,830

5. Personal Property excluding Watercraft for 2016 194,298

6. Gross Earning (Intangible) Tax Estimate 0.00

7. Neighborhood Revitalization District Valuation Subject to Rebates 43,553

8. 2016 Column (2015 Tax) Delq % for USD 504 General Fund 2.73 %

Tax Increment Financing - TIF:

TIF Base Assessed Valuation	<u>0</u>
TIF Current Assessed Valuation	<u>0</u>

If you have any Recreation Commissions funds listed on this page, please send a copy of this page to the Recreation Commission.

06/06/2017
Date



Darryl Minor
Provided by
LABETTE COUNTY
Name of County

USD 505

School District

1. Estimated Assessed Valuation Information as of July 1, 2017

	Estimated Assd Valuation	School Exemption	USD General Fund
Real Estate	5,519,628	1,426,938	4,092,690
Personal Property	149,925	7,856	142,069
Oil and Gas	2,320	0	2,320
State Assessed Utilities	2,181,710	0	2,181,710
Severed Minerals	3,669	0	3,669
Total	7,857,252	1,434,794	6,422,458
New Improvements	15,647	0	
Remodel	792	0	

2. Personal Property excluding Watercraft 152,245

3. Actual Tax Rates Levied for the 2017 Budget

Fund	Rate
USD 505 Bond & Interest	12.37900
USD 505 Capital Outlay	8.00000
USD 505 General	20.00000
USD 505 General Splm	19.08200
	59.46100

4. Final Assessed Valuation from November 1, 2016 Abstract 8,176,024

5. Personal Property excluding Watercraft for 2016 143,488

6. Gross Earning (Intangible) Tax Estimate 0.00

7. Neighborhood Revitalization District Valuation Subject to Rebates 10,150

8. 2016 Column (2015 Tax) Delq % for USD 505 General Fund 3.83 %

Tax Increment Financing - TIF:

TIF Base Assessed Valuation	<u>0</u>
TIF Current Assessed Valuation	<u>0</u>

If you have any Recreation Commissions funds listed on this page, please send a copy of this page to the Recreation Commission.

06/06/2017
Date



Peggy M. Moore
Provided by
LABETTE COUNTY
Name of County

Tax Year:
2017

COUNTY CLERK'S BUDGET INFORMATION FOR THE 2018 BUDGET
CMBLT032

Date - Time:
2017/06/08 - 14:38:47

USD 506

School District

1. Estimated Assessed Valuation Information as of July 1, 2017

	Estimated Assd Valuation	School Exemption	USD General Fund
Real Estate	43,224,697	6,900,975	36,323,722
Personal Property	1,555,287	61,198	1,494,089
Oil and Gas	1,724,165	0	1,724,165
State Assessed Utilities	8,401,402	0	8,401,402
Severed Minerals	56,064	0	56,064
Total	54,961,615	6,962,173	47,999,442
New Improvements	431,741	0	
Remodel	3,169	0	

2. Personal Property excluding Watercraft 3,279,452

3. Actual Tax Rates Levied for the 2017 Budget

Fund	Rate
USD 506 Bond & Interest	6.87500
USD 506 Capital Outlay	8.00000
USD 506 General	20.00000
USD 506 General Splm	15.07900
	49.95400

4. Final Assessed Valuation from November 1, 2016 Abstract 54,088,359

5. Personal Property excluding Watercraft for 2016 3,556,040

6. Gross Earning (Intangible) Tax Estimate 0.00

7. Neighborhood Revitalization District Valuation Subject to Rebates 12,018

8. 2016 Column (2015 Tax) Delq % for USD 506 General Fund 3.01 %

Tax Increment Financing - TIF:

TIF Base Assessed Valuation 0

TIF Current Assessed Valuation 0

If you have any Recreation Commissions funds listed on this page, please send a copy of this page to the Recreation Commission.

06/06/2017
Date



Peggy M. ...
Provided by
LABETTE COUNTY
Name of County

Tax Year:
2017

COUNTY CLERK'S BUDGET INFORMATION FOR THE 2018 BUDGET
CMBLT032

Date - Time:
2017/06/06 - 14:38:47

Canada Twp

Township

1. Estimated Assessed Valuation Information as of July 1, 2017

	Estimated Assd Valuation	3rd Class City	Property With Changed Use
Real Estate	1,749,604	0	0
Personal Property	35,979	0	0
Oil and Gas	304,438	0	0
State Assessed Utilities	484,905	0	0
Severed Minerals	12,249	0	0
Total	2,587,175	0	0
New Improvements	10,491	0	
Remodel	83	0	

2. Personal Property excluding Watercraft 340,417

3. Actual Tax Rates Levied for the 2017 Budget

Fund	Rate
Canada General	6.48900
	6.48900

4. Final Assessed Valuation from November 1, 2016 Abstract 2,447,206

5. Personal Property excluding Watercraft for 2016 301,746

6. Gross Earning (Intangible) Tax Estimate 0.00

7. Neighborhood Revitalization District Valuation Subject to Rebates 0

8. 2016 Column (2015 Tax) Delq % for Canada General Fund 4.03 %

Tax Increment Financing - TIF:

TIF Base Assessed Valuation	<u>0</u>
TIF Current Assessed Valuation	<u>0</u>

06/06/2017
Date



Daggy Minor
Provided by
LABETTE COUNTY
Name of County

Tax Year:
2017

COUNTY CLERK'S BUDGET INFORMATION FOR THE 2018 BUDGET
CMBLT032

Date - Time:
2017/06/06 - 14:38.47

Elm Grove Twp

Elm Grove (Edna)

Township

3rd Class City

1. Estimated Assessed Valuation Information as of July 1, 2017

	Estimated Assd Valuation	3rd Class City	Property With Changed Use
Real Estate	2,680,665	1,117,328	302
Personal Property	117,111	42,564	0
Oil and Gas	67,250	0	0
State Assessed Utilities	329,690	189,687	0
Severed Minerals	6,768	0	0
Total	3,201,484	1,349,579	302
New Improvements	19,758	4,642	
Remodel	154	204	

2. Personal Property excluding Watercraft 226,925

3. Actual Tax Rates Levied for the 2017 Budget

Fund	Rate
Elm Grove General	0.80500
	0.80500

4. Final Assessed Valuation from November 1, 2016 Abstract 4,445,829

5. Personal Property excluding Watercraft for 2016 214,098

6. Gross Earning (Intangible) Tax Estimate 0.00

7. Neighborhood Revitalization District Valuation Subject to Rebates 0

8. 2016 Column (2015 Tax) Delq % for Elm Grove General Fund 3.03 %

Tax Increment Financing - TIF:

TIF Base Assessed Valuation	<u>0</u>
TIF Current Assessed Valuation	<u>0</u>

06/06/2017
Date



Cheryl M. Minor
Provided by
LABETTE COUNTY
Name of County

Tax Year:
2017

COUNTY CLERK'S BUDGET INFORMATION FOR THE 2018 BUDGET
CMBLT032

Date - Time:
2017/06/06 - 14:38.47

Fairview Twp

Fairview(AltamontAnx)

Township

3rd Class City

1. Estimated Assessed Valuation Information as of July 1, 2017

	Estimated Assd Valuation	3rd Class City	Property With Changed Use
Real Estate	1,939,304	519	7,089
Personal Property	34,865	0	0
Oil and Gas	396	0	0
State Assessed Utilities	666,290	476,179	0
Severed Minerals	1,788	0	0
Total	2,642,643	476,698	7,089
New Improvements	24,079	9,868	
Remodel	96	0	

2. Personal Property excluding Watercraft 35,261

3. Actual Tax Rates Levied for the 2017 Budget

Fund	Rate
Fairview General	4.67500
	4.67500

4. Final Assessed Valuation from November 1, 2016 Abstract 2,893,933

5. Personal Property excluding Watercraft for 2016 32,330

6. Gross Earning (Intangible) Tax Estimate 0.00

7. Neighborhood Revitalization District Valuation Subject to Rebates 0

8. 2016 Column (2015 Tax) Delq % for Fairview General Fund 0.30 %

Tax Increment Financing - TIF:

TIF Base Assessed Valuation	<u>0</u>
TIF Current Assessed Valuation	<u>0</u>

06/06/2017

Date



Jaggy Menon
Provided by
LABETTE COUNTY
Name of County

Tax Year:
2017

COUNTY CLERK'S BUDGET INFORMATION FOR THE 2018 BUDGET
CMBLT032

Date - Time:
2017/06/06 - 14:38.47

Hackberry Twp

Hackberry (Bartlett)

Township

3rd Class City

1. Estimated Assessed Valuation Information as of July 1, 2017

	Estimated Assd Valuation	3rd Class City	Property With Changed Use
Real Estate	2,377,723	396,714	23,181
Personal Property	58,224	24,552	0
Oil and Gas	4,900	0	0
State Assessed Utilities	387,981	81,040	0
Severed Minerals	954	0	0
Total	2,829,782	502,306	23,181
New Improvements	77,648	140	
Remodel	121	50	

2. Personal Property excluding Watercraft

87,676

3. Actual Tax Rates Levied for the 2017 Budget

Fund

Hackberry General

Rate

4.70800

4.70800

4. Final Assessed Valuation from November 1, 2016 Abstract

3,200,809

5. Personal Property excluding Watercraft for 2016

76,184

6. Gross Earning (Intangible) Tax Estimate 0.00

7. Neighborhood Revitalization District Valuation Subject to Rebates 0

8. 2016 Column (2015 Tax) Delq % for

Hackberry General

Fund 0.55 %

Tax Increment Financing - TIF:

TIF Base Assessed Valuation 0

TIF Current Assessed Valuation 0

06/06/2017

Date



Provided by

LABETTE COUNTY

Name of County

Howard Twp
Township

1. Estimated Assessed Valuation Information as of July 1, 2017

	Estimated Assd Valuation	3rd Class City	Property With Changed Use
Real Estate	1,899,557	0	0
Personal Property	56,917	0	0
Oil and Gas	271,556	0	0
State Assessed Utilities	172,916	0	0
Severed Minerals	13,443	0	0
Total	2,414,389	0	0
New Improvements	12,736	0	
Remodel	154	0	

2. Personal Property excluding Watercraft 328,473

3. Actual Tax Rates Levied for the 2017 Budget

Fund	Rate
Howard General	2.17900
	<u>2.17900</u>

4. Final Assessed Valuation from November 1, 2016 Abstract 2,343,960

5. Personal Property excluding Watercraft for 2016 338,305

6. Gross Earning (Intangible) Tax Estimate 0.00

7. Neighborhood Revitalization District Valuation Subject to Rebates 0

8. 2016 Column (2015 Tax) Delq % for Howard General Fund 8.27 %

Tax Increment Financing - TIF:

TIF Base Assessed Valuation	<u>0</u>
TIF Current Assessed Valuation	<u>0</u>

06/06/2017
Date



Benny M. ...
Provided by
LABETTE COUNTY
Name of County

Tax Year:
2017

COUNTY CLERK'S BUDGET INFORMATION FOR THE 2018 BUDGET
CMBLT032

Date - Time:
2017/06/06 - 14:38.47

Labette Twp

Labette(AltamontAnx)

Township

3rd Class City

1. Estimated Assessed Valuation Information as of July 1, 2017

	Estimated Assd Valuation	3rd Class City	Property With Changed Use
Real Estate	2,565,293	1,302	0
Personal Property	65,992	75	0
Oil and Gas	40,456	0	0
State Assessed Utilities	440,554	808	0
Severed Minerals	2,187	0	0
Total	3,114,482	2,185	0
New Improvements	31,638	0	
Remodel	141	1	

2. Personal Property excluding Watercraft 108,523

3. Actual Tax Rates Levied for the 2017 Budget

Fund	Rate
Labette General	3.35100
	3.35100

4. Final Assessed Valuation from November 1, 2016 Abstract 3,154,265

5. Personal Property excluding Watercraft for 2016 300,876

6. Gross Earning (Intangible) Tax Estimate 0.00

7. Neighborhood Revitalization District Valuation Subject to Rebates 0

8. 2016 Column (2015 Tax) Delq % for Labette General Fund 2.10 %

Tax Increment Financing - TIF:

TIF Base Assessed Valuation 0

TIF Current Assessed Valuation 0



06/06/2017
Date

Jessy Minor
Provided by

LABETTE COUNTY
Name of County

Tax Year:
2017

COUNTY CLERK'S BUDGET INFORMATION FOR THE 2018 BUDGET
CMBLT032

Date - Time:
2017/06/06 - 14:38.47

Liberty Twp
Township

Liberty(LabetteCity)
3rd Class City

1. Estimated Assessed Valuation Information as of July 1, 2017

	Estimated Assd Valuation	3rd Class City	Property With Changed Use
Real Estate	3,332,210	118,365	5,306
Personal Property	41,111	744	0
Oil and Gas	0	0	0
State Assessed Utilities	1,343,561	113,941	0
Severed Minerals	627	0	0
Total	4,717,509	233,050	5,306
New Improvements	22,303	300	
Remodel	149	29	

2. Personal Property excluding Watercraft 41,855

3. Actual Tax Rates Levied for the 2017 Budget

Fund	Rate
Liberty General	4.52100
	4.52100

4. Final Assessed Valuation from November 1, 2016 Abstract 4,891,529

5. Personal Property excluding Watercraft for 2016 42,713


6. Gross Earning (Intangible) Tax Estimate 0.00

7. Neighborhood Revitalization District Valuation Subject to Rebates 0

8. 2016 Column (2015 Tax) Delq % for Liberty General Fund 0.95 %

Tax Increment Financing - TIF:

TIF Base Assessed Valuation	<u>0</u>
TIF Current Assessed Valuation	<u>0</u>



06/06/2017
Date

Peggy Minor
Provided by

LABETTE COUNTY
Name of County

Tax Year:
2017

COUNTY CLERK'S BUDGET INFORMATION FOR THE 2018 BUDGET
CMBLT032

Date - Time:
2017/06/08 - 14:38.47

Montana Twp

Township

1. Estimated Assessed Valuation Information as of July 1, 2017

	Estimated Assd Valuation	3rd Class City	Property With Changed Use
Real Estate	1,332,579	0	7,630
Personal Property	12,280	0	0
Oil and Gas	2,185	0	0
State Assessed Utilities	665,696	0	0
Severed Minerals	90	0	0
Total	2,012,830	0	7,630
New Improvements	17,323	0	
Remodel	91	0	

2. Personal Property excluding Watercraft 14,465

3. Actual Tax Rates Levied for the 2017 Budget

Fund	Rate
Montana General	5.50700
	5.50700

4. Final Assessed Valuation from November 1, 2016 Abstract 1,987,266

5. Personal Property excluding Watercraft for 2016 16,375

6. Gross Earning (Intangible) Tax Estimate 0.00

7. Neighborhood Revitalization District Valuation Subject to Rebates 0

8. 2016 Column (2015 Tax) Delq % for Montana General Fund 0.86 %

Tax Increment Financing - TIF:

TIF Base Assessed Valuation	<u>0</u>
TIF Current Assessed Valuation	<u>0</u>

06/06/2017
Date



Deanna Minor
Provided by
LABETTE COUNTY
Name of County

Tax Year:
2017

COUNTY CLERK'S BUDGET INFORMATION FOR THE 2018 BUDGET
CMBLT032

Date - Time:
2017/08/06 - 14:38.47

Mound Valley Twp

Md Valley(Md Valley)

Township

3rd Class City

1. Estimated Assessed Valuation Information as of July 1, 2017

	Estimated Assd Valuation	3rd Class City	Property With Changed Use
Real Estate	2,793,306	976,969	0
Personal Property	82,519	28,494	0
Oil and Gas	366,656	0	0
State Assessed Utilities	602,106	206,313	0
Severed Minerals	4,080	54	0
Total	3,848,667	1,211,830	0
New Improvements	20,637	6,352	
Remodel	147	170	

2. Personal Property excluding Watercraft 477,669

3. Actual Tax Rates Levied for the 2017 Budget

Fund	Rate
Mound Valley General	2.80800
	<u>2.80800</u>

4. Final Assessed Valuation from November 1, 2016 Abstract 4,700,603

5. Personal Property excluding Watercraft for 2016 425,958

6. Gross Earning (Intangible) Tax Estimate 0.00


7. Neighborhood Revitalization District Valuation Subject to Rebates 0

8. 2016 Column (2015 Tax) Delq % for Mound Valley General Fund 4.72 %

Tax Increment Financing - TIF:

TIF Base Assessed Valuation	<u>0</u>
TIF Current Assessed Valuation	<u>0</u>

06/06/2017
Date



[Signature]
Provided by
LABETTE COUNTY
Name of County

Tax Year:
2017

COUNTY CLERK'S BUDGET INFORMATION FOR THE 2018 BUDGET
CMBLT032

Date - Time:
2017/06/06 - 14:38.47

Mount Pleasant Twp
Township

Mt Pleasant(Altamont
3rd Class City

1. Estimated Assessed Valuation Information as of July 1, 2017

	Estimated Assd Valuation	3rd Class City	Property With Changed Use
Real Estate	1,854,779	3,785,711	8,347
Personal Property	68,087	49,393	0
Oil and Gas	32,386	495	0
State Assessed Utilities	696,335	81,302	0
Severed Minerals	0	0	0
Total	2,651,587	3,916,901	8,347
New Improvements	17,426	45,812	
Remodel	101	448	

2. Personal Property excluding Watercraft 150,361

3. Actual Tax Rates Levied for the 2017 Budget

Fund	Rate
Mount Pleasant General	2.99200
	2.99200

4. Final Assessed Valuation from November 1, 2016 Abstract 6,418,869

5. Personal Property excluding Watercraft for 2016 142,522

6. Gross Earning (Intangible) Tax Estimate 0.00

7. Neighborhood Revitalization District Valuation Subject to Rebates 0

8. 2016 Column (2015 Tax) Delq % for Mount Pleasant General Fund 1.48 %

Tax Increment Financing - TIF:

TIF Base Assessed Valuation	<u>0</u>
TIF Current Assessed Valuation	<u>0</u>

06/06/2017
Date



Deanna Minor
Provided by
LABETTE COUNTY
Name of County

Tax Year:
2017

COUNTY CLERK'S BUDGET INFORMATION FOR THE 2018 BUDGET
CMBLT032

Date - Time:
2017/06/06 - 14:38.47

Neosho Twp
Township

1. Estimated Assessed Valuation Information as of July 1, 2017

	Estimated Assd Valuation	3rd Class City	Property With Changed Use
Real Estate	1,639,443	0	2,606
Personal Property	46,645	0	0
Oil and Gas	18,551	0	0
State Assessed Utilities	3,628,727	0	0
Severed Minerals	5,793	0	0
Total	5,339,159	0	2,606
New Improvements	15,169	0	
Remodel	97	0	

2. Personal Property excluding Watercraft 65,196

3. Actual Tax Rates Levied for the 2017 Budget

Fund	Rate
Neosho General	4.43900
	<u>4.43900</u>

4. Final Assessed Valuation from November 1, 2016 Abstract 4,977,071

5. Personal Property excluding Watercraft for 2016 65,651

6. Gross Earning (Intangible) Tax Estimate 0.00

7. Neighborhood Revitalization District Valuation Subject to Rebates 0

8. 2016 Column (2015 Tax) Delq % for Neosho General Fund 0.60 %

Tax Increment Financing - TIF:

TIF Base Assessed Valuation	<u>0</u>
TIF Current Assessed Valuation	<u>0</u>

06/06/2017
Date



Jaggy M... [Signature]
Provided by
LABETTE COUNTY
Name of County

North Twp
Township

1. Estimated Assessed Valuation Information as of July 1, 2017

	Estimated Assd Valuation	3rd Class City	Property With Changed Use
Real Estate	5,027,057	0	62,918
Personal Property	108,303	0	0
Oil and Gas	0	0	0
State Assessed Utilities	1,577,479	0	0
Severed Minerals	822	0	0
Total	6,713,661	0	62,918
New Improvements	72,065	0	
Remodel	260	0	

2. Personal Property excluding Watercraft 108,303

3. Actual Tax Rates Levied for the 2017 Budget

Fund	Rate
North General	1.99900
	1.99900

4. Final Assessed Valuation from November 1, 2016 Abstract 6,695,431

5. Personal Property excluding Watercraft for 2016 113,836

6. Gross Earning (Intangible) Tax Estimate 0.00

7. Neighborhood Revitalization District Valuation Subject to Rebates 0

8. 2016 Column (2015 Tax) Delq % for North General Fund 0.63 %

Tax Increment Financing - TIF:

TIF Base Assessed Valuation	<u>0</u>
TIF Current Assessed Valuation	<u>0</u>

06/06/2017
Date



[Signature]
Provided by
LABETTE COUNTY
Name of County

Tax Year:
2017

COUNTY CLERK'S BUDGET INFORMATION FOR THE 2018 BUDGET
CMBLT032

Date - Time:
2017/06/06 - 14:38.47

Osage Twp
Township

1. Estimated Assessed Valuation Information as of July 1, 2017

	Estimated Assd Valuation	3rd Class City	Property With Changed Use
Real Estate	4,131,761	0	26,540
Personal Property	94,632	0	0
Oil and Gas	500,654	0	0
State Assessed Utilities	430,191	0	0
Severed Minerals	10,761	0	0
Total	5,167,999	0	26,540
New Improvements	88,189	0	
Remodel	336	0	

2. Personal Property excluding Watercraft 595,286

3. Actual Tax Rates Levied for the 2017 Budget

Fund	Rate
Osage General	6.98000
	6.98000

4. Final Assessed Valuation from November 1, 2016 Abstract 5,246,352

5. Personal Property excluding Watercraft for 2016 642,906

6. Gross Earning (Intangible) Tax Estimate 0.00

7. Neighborhood Revitalization District Valuation Subject to Rebates 0

8. 2016 Column (2015 Tax) Delq % for Osage General Fund 7.69 %

Tax Increment Financing - TIF:

TIF Base Assessed Valuation 0

TIF Current Assessed Valuation 0

06/06/2017
Date



Manor
Provided by
LABETTE COUNTY
Name of County

Tax Year:
2017

COUNTY CLERK'S BUDGET INFORMATION FOR THE 2018 BUDGET
CMBLT032

Date - Time:
2017/06/06 - 14:38:47

Oswego Twp

Township

1. Estimated Assessed Valuation Information as of July 1, 2017

	Estimated Assd Valuation	3rd Class City	Property With Changed Use
Real Estate	1,821,766	0	1,543
Personal Property	53,424	0	0
Oil and Gas	1,928	0	0
State Assessed Utilitles	1,230,213	0	0
Severed Minerals	2,871	0	0
Total	3,110,202	0	1,543
New Improvements	37,865	0	
Remodel	127	0	

2. Personal Property excluding Watercraft 55,352

3. Actual Tax Rates Levied for the 2017 Budget

Fund	Rate
Oswego General	2.88000
	2.88000

4. Final Assessed Valuation from November 1, 2016 Abstract 3,070,152

5. Personal Property excluding Watercraft for 2016 51,254

6. Gross Earning (Intangible) Tax Estimate 0.00

7. Neighborhood Revitalization District Valuation Subject to Rebates 0


8. 2016 Column (2015 Tax) Delq % for Oswego General Fund 1.35 %

Tax Increment Financing - TIF:

TIF Base Assessed Valuation 0

TIF Current Assessed Valuation 0

06/06/2017
Date



Peggy Minor
Provided by
LABETTE COUNTY
Name of County

Tax Year:
2017

COUNTY CLERK'S BUDGET INFORMATION FOR THE 2018 BUDGET
CMBLT032

Date - Time:
2017/06/06 - 14:38.47

Richland Twp

Township

1. Estimated Assessed Valuation Information as of July 1, 2017

	Estimated Assd Valuation	3rd Class City	Property With Changed Use
Real Estate	2,068,243	0	0
Personal Property	84,707	0	0
Oil and Gas	2,320	0	0
State Assessed Utilities	1,350,117	0	0
Severed Minerals	618	0	0
Total	3,506,005	0	0
New Improvements	12,103	0	
Remodel	133	0	

2. Personal Property excluding Watercraft 87,027

3. Actual Tax Rates Levied for the 2017 Budget

Fund	Rate
Richland General	1.42900
	1.42900

4. Final Assessed Valuation from November 1, 2016 Abstract 3,507,423

5. Personal Property excluding Watercraft for 2016 81,968

6. Gross Earning (Intangible) Tax Estimate 0.00

7. Neighborhood Revitalization District Valuation Subject to Rebates 0

8. 2016 Column (2015 Tax) Delq % for Richland General Fund 1.14 %

Tax Increment Financing - TIF:

TIF Base Assessed Valuation	<u>0</u>
TIF Current Assessed Valuation	<u>0</u>

06/06/2017
Date



Dorothy M. ...
Provided by
LABETTE COUNTY
Name of County

Walton Twp
Township

1. Estimated Assessed Valuation Information as of July 1, 2017

	Estimated Assd Valuation	3rd Class City	Property With Changed Use
Real Estate	4,629,840	0	8,322
Personal Property	134,848	0	0
Oil and Gas	135,769	0	0
State Assessed Utilities	1,023,083	0	0
Severed Minerals	2,901	0	0
Total	5,926,441	0	8,322
New Improvements	36,377	0	
Remodel	322	0	

2. Personal Property excluding Watercraft 270,617

3. Actual Tax Rates Levied for the 2017 Budget

Fund	Rate
Walton General	0.00000
	0.00000

4. Final Assessed Valuation from November 1, 2016 Abstract 6,021,140

5. Personal Property excluding Watercraft for 2016 295,081

6. Gross Earning (Intangible) Tax Estimate 0.00

7. Neighborhood Revitalization District Valuation Subject to Rebates 0

8. 2016 Column (2015 Tax) Delq % for Walton General Fund 0.00 %

Tax Increment Financing - TIF:

TIF Base Assessed Valuation	<u>0</u>
TIF Current Assessed Valuation	<u>0</u>

06/06/2017
Date



[Signature]
Provided by
LABETTE COUNTY
Name of County